

SolarInvert Energy Solutions

Precautions for installing battery cabinet



Overview

The battery cabinet contains an internal energy source. Hazardous voltage can be present even when the UPS system is disconnected from the utility/mains supply. Before installing or servicing the UPS system, ensure that the units are OFF and that utility/mains and batteries are disconnected. What are battery safety precautions?

lution procedures. Follow all battery safety precautions in 4.0 - Maintenance when installing, charging, or servicing batteries. In addition to the hazard of electric shock, gas produced by batteries can be explosive and sulfuric acid can.

What are the safety requirements related to batteries & Battery rooms?

Employers must consider exposure to these hazards when developing safe work practices and selecting personal protective equipment (PPE). That is where Article 320, Safety Requirements Related to Batteries and Battery Rooms comes in.

Do you need documentation before entering a battery room?

It is a requirement to have all the documentation in place prior to authorized personnel entering a battery room to perform a specific work task on a battery system under normal operating conditions. However, it is likely the employee will need to enter the battery room to deal with a battery system that is not operating normally.

Are battery storage systems dangerous?

There has been a fair amount of news about battery storage systems being involved in fire and explosion incidents around the world. Do not forget that these are not the only safety issues when dealing with batteries. Battery systems pose unique electrical safety hazards.

What are the risks of working with batteries?

Working around batteries can expose an employee to both electrical shock and arc flash hazards. A person's body might react to contact with dc voltage differently than from contact with ac voltage. Batteries can also expose employees to the hazards associated with the chemical electrolyte used in batteries.

What happens if you send an employee into a battery room?

Sending an employee who is trained only for the normal operating conditions into a battery room under thermal runaway, for example, is knowingly exposing an unqualified person to risk of injury. The employer is responsible for protecting their employees from known or recognized hazards in the workplace.

Precautions for installing battery cabinet



Mitsubishi Electric Power Products, Inc. BC7 Battery Cabinet

Installation, Operation, & Maintenance Manual Built for Mitsubishi Electric Power Products, Inc. by

[Get Price](#)

Vertiv Liebert EXM External Battery Cabinet User Manual

This user manual provides instructions for installing and maintaining the Vertiv Liebert EXM External Battery Cabinet. Discover its key features, safety precautions, and environmental ...



[Get Price](#)



Safety Precautions for Installing Home Battery Storage Systems


This article will discuss essential safety precautions when setting up home battery storage systems, including considerations for different types of batteries, temperature management, ...

[Get Price](#)

Samsung 128S Lithium Ion Battery Cabinet Installation Manual P

This document is an installation manual for the LIB System for UPS, specifically the 128S3P model, published by SAMSUNG SDI Co., Ltd. It emphasizes the importance of following safety ...

[Get Price](#)



Security Plus Extended Battery Cabinet Instruction Manual

IMPORTANT BATTERY TRAY SAFETY INSTRUCTIONS Attention It is very important to read, understand and follow the battery procedures in this manual. Also note all SAFETY ...

[Get Price](#)

4400 SERIES BATTERY CABINET

This manual provides instructions regarding safety, storage, installation, operation and maintenance. Failure to observe the precautions as presented may result in injury or loss of life.

[Get Price](#)




Important Safety Instructions -- SAVE THESE INSTRUCTIONS

Do not make mechanical changes to the product (including removal of cabinet parts or drilling/cutting of holes) that are not described in the installation manual.

Failure to follow these ...

[Get Price](#)



Microsoft Word

This manual provides instructions regarding safety, storage, installation, operation and maintenance. Failure to observe the precautions as presented may result in injury or loss of life.

[Get Price](#)



Additional Safety Precautions After Installation. Schneider Electric

Schneider Electric Empty Battery Cabinet, 1100 mm Wide is a cabinet designed to house batteries for UPS systems. It is 1100 mm wide and can accommodate a variety of battery sizes and ...

[Get Price](#)

How to Install and Set Up a Battery Storage Cabinet at Home

Choosing the optimal location for installing battery storage cabinets requires a careful balance of several

factors. Indoor placement offers greater protection from ...

[Get Price](#)



4400 SERIES BATTERY CABINET

Never enclose batteries or battery cabinets in a sealed air tight room. All jewelry and watches must be removed prior to installing or servicing this system. Do not smoke or present flame ...

[Get Price](#)

Eaton 93PM Integrated Battery Cabinet-Small Installation ...

The IBC-S is housed in a single free-standing cabinet with safety shields behind the doors for hazardous voltage protection. Up to four IBC-Ss per UPS may be used to meet application ...

[Get Price](#)



BC58 Battery Cabinet Installation, Operation, & Maintenance ...

Connects the battery cabinet to the UPS Automatically locks the battery cabinet door to prevent access to the cabinet interior during its operation as a power

backup to the UPS.

[Get Price](#)



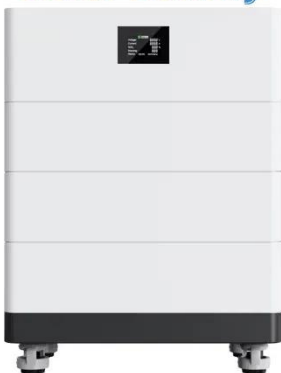
Liebert® EXS External Battery Cabinet Installer/User Guide

This manual contains important instructions that should be followed during installation of your Vertiv™ Liebert® EXS Battery Cabinet and accessories. Read this manual thoroughly, paying ...



[Get Price](#)

High Voltage Solar Battery



Battery Cabinet

This manual contains information on Atlantic Battery Systems battery cabinets. The information in this manual is intended for Qualified Installers, Equipment Engineers, and Field Support ...

[Get Price](#)

How to correctly install lithium battery energy storage cabinet?

In this guide, we will introduce the correct installation steps after receiving the lithium battery energy storage

cabinet, and give the key steps and precautions for accurate ...

[Get Price](#)



HEAT DISSIPATION

Cold aisle containment,
making optimal refrigeration effect:



How to correctly install lithium battery energy storage ...

In this guide, we will introduce the correct installation steps after receiving the lithium battery energy storage cabinet, and give the key steps ...

[Get Price](#)

How to Install a Lithium Battery System Safely and Efficiently?

What Are the Essential Safety Precautions for Lithium Battery Installation? Lithium battery installation requires strict safety measures to prevent fires, explosions, or damage. ...

[Get Price](#)



Eaton Samsung Gen 3 Battery Cabinet Installation and ...

This manual describes how to install the Eaton Samsung Gen 3 battery cabinet and is divided into chapters. Read and understand the procedures described to

ensure trouble-free installation ...

[Get Price](#)



ZincFive BC Series Installation Instructions Manual

View and Download ZincFive BC Series installation instructions manual online. UPS Battery Cabinets. BC Series ups pdf manual download.

[Get Price](#)



Safety Considerations for Battery Cabinet Installation

In this guide, we'll cover the key safety considerations for installing battery cabinets, helping you make informed decisions that protect both your equipment and your team.

[Get Price](#)

755-00086 R02 BC16 MITSUBISHI MANUAL

Every battery cabinet system is Hi Pot tested to UL standards at our facility prior to shipment. Sales support for future equipment needs or upgrades is

provided by our regional sales staff ...

[Get Price](#)



Contact Us

For catalog requests, pricing, or partnerships, please visit:
<https://www.barkingbubbles.co.za>