


## SolarInvert Energy Solutions

**Base station power is yellow  
and has no output reason**



## Overview

---

Why is my base station flashing yellow and blue?

Flashing yellow and blue light: Base Station is pairing with Wyze Cam Outdoor. Solid yellow light: Camera is starting up, powering on. Flashing yellow light: Travel mode is enabled. Flashing blue light: Camera is connecting to the Base Station's network. Solid blue light: Camera is successfully powered and connected to the network.

Why is my Wyze base station status light not turning blue?

Problem Wyze Base Station is connected via Ethernet cable to your router, but the status light is not turning solid blue. Your base.

Why is my Wyze base station not working?

Plug Wyze Base Station into a different power outlet. If this helps, then the power outlet may not be powered. Try using a different Ethernet cable. If this helps, then the cable itself may be faulty. Try a soft reset. Hold down the Sync button on the base station until the status light turns solid yellow.

How do I know if base station is working?

Flashing blue light: Base Station is plugged into your router and connecting to the network. Solid blue light: Base Station is successfully powered and connected to the network. Flashing yellow and blue light: Base Station is pairing with Wyze Cam Outdoor. Solid yellow light: Camera is starting up, powering on.

What if my base station doesn't connect to the network?

Your base station won't connect to the network. It's important to remember that you shouldn't delete your Wyze Cam Outdoor or Wyze Base Station from the Wyze app while they show Offline, as this will prevent you from being able to set them up again. Make sure you have the latest version of the Wyze app [here](#).

## How do I Reset my Wyze base station?

Try a soft reset. Hold down the Sync button on the base station until the status light turns solid yellow. Once the status light begins flashing yellow, set up the base station as new using the setup instructions [here](#). Problem Wyze Base Station is connected via Ethernet cable to your router, but the status light is not turning solid blue.

## Base station power is yellow and has no output reason

---



### VMB4000 my base station still solid yellow i try e

You could also remove power from your router and then the base to see if that helps. BTW, the base has nothing to do with your WiFi since it uses the Ethernet cable to ...

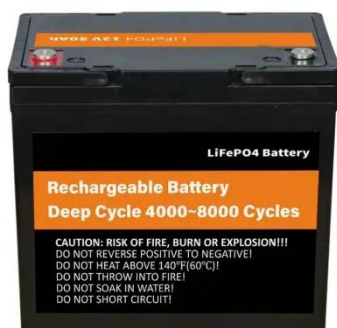
[Get Price](#)

### Astro A50 Gen 4 Base Station Not turning on : r/AstroGaming

I have a Astro A50 gen 4 and for some reason it's not turning on anymore. I opened the command center and it also shows that nothing is connected. I checked the cable and there is nothing ...



[Get Price](#)



### Pae T6M , PDF , Radio , Base Station

q The base station power output must not exceed the output necessary for satisfactory technical operation taking account of local conditions and the area ...

[Get Price](#)

### Base Station Status LED is Out

Due to the base station status LED being out they are going to send out a new base station because they believe the base station to not be getting power to all circuits.

[Get Price](#)



### Wyze Base Station (Solid Yellow light)

Solid yellow on the base station implies no connection to your network. Try a different Ethernet cable (doing that will check both the cable ...

[Get Price](#)

### How to Fix the Wyze Base Station Yellow Light?

To fix the Wyze Base Station yellow light issue, try power cycling the device, ensuring proper internet connection, or contacting support.

[Get Price](#)



### Outdoor base station won't connect to router : r/wysecam

My Outdoor Base Station suddenly went offline this morning. It had been connected via WiFi since January, and always before, power cycling by

unplugging and then ...

[Get Price](#)



## Wyze Base Station (Solid Yellow light)

Solid yellow on the base station implies no connection to your network. Try a different Ethernet cable (doing that will check both the cable and connections). If that doesn't ...

[Get Price](#)



## LIQUID COOLING ENERGY STORAGE SYSTEM

EMS real-time monitoring  
No container design  
flexible site layout



Cycle Life  
**≥ 8000**

Nominal Energy  
**200kwh**

IP Grade  
**IP55**

## Understanding your Wyze Cam Outdoor Status Light - Wyze

Solid blue light: Base Station is successfully powered and connected to the network. Flashing yellow and blue light: Base Station is pairing with Wyze Cam Outdoor.

[Get Price](#)

## CopperHead

This LED changes to RED when the Base Station backup battery is powering the unit and the Base Station POWER switch is ON, an indication that main 12-18 VDC INPUT POWER has ...

[Get Price](#)

### Power supply for base station.

I have a Jackery 1500 Explorer. Under no load (I've not measured under a load) I was seeing 13.3V output. For my higher power radio (KG-1000G) I just use the AC output to ...

[Get Price](#)

### How to Reset Your Astro A50 4 Base Station: Step-by-Step Guide

The Astro A50 4 Base Station is a popular and versatile gaming headset, but like any electronic device, it may encounter issues that require a reset. Whether you're ...

[Get Price](#)

### Had power outages

We had power outages last week and after everything was up and running i noticed one of my two WCO base stations was blinking blue. I believe i did try an unplug/plug, but eventually i ...

[Get Price](#)



## Basestations power management is not working anymore

And the only way to identify them is via BT, because I have no other connection to my PC. So somehow BT must work, but for some reason, it does not work for power management. The ...

[Get Price](#)


## What the different colored lights on the Base Station mean

The Base Station status indicator light is an excellent source of information when it comes to troubleshooting. The table below outlines the different information that can be conveyed by the ...

[Get Price](#)


## Estimation of GSM base station output power cumulative density function

When discussing the output power of a base station, one can consider the instantaneous, mean, or peak power,



probability density function (PDF) and cumulative ...

[Get Price](#)



### Small Cells, Big Impact: Designing Power Solutions for 5G ...

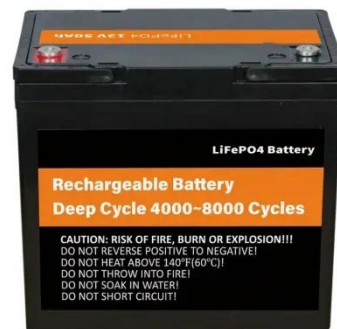
Telecommunications equipment manufacturers have taken traditional macro radio designs and shrunk them down into what's called a small cell. Small cells are smaller and cheaper than a ...

[Get Price](#)

### 13 Ring Base Station Problems Troubleshooting (Solved)

The Ring Base Station is the central hub that keeps all your Ring devices connected and functional. If you're having issues with your Base ...

[Get Price](#)




### ?Base station on the yellow , SimpliSafe Support Home

You're on the right track with the Base Station reset. Fully shutting down the system (including taking out the

batteries) and rebooting will force the system to refresh all of ...

[Get Price](#)



## 9 Wyze Base Station Problems Troubleshooting (Solved)

When your Base Station isn't connected to the network, the Base Station displays a solid yellow color instead of a solid blue. You must connect the Base Station to a working ...

[Get Price](#)



## Base station no longer working : r/Ring

My ring alarm base station has been working well, but yesterday we had a power outage due to a bad storm. Once power returned - I noticed a red lightning bolt on my ring alarm base station. ...

[Get Price](#)



## Outdoor V2 SD Flash & Power Supply

The base power adapter has a 12V 1A output. I do not think a 64 card formatted in exFAT will work in the Outdoor V2, but it will if your format ...

[Get Price](#)

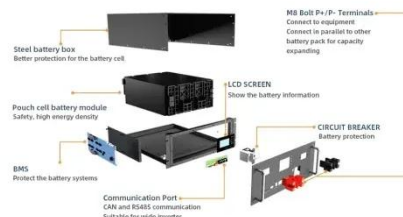

## Description of Base Station Internal Power Supply

A technical explanation of how the internal power supply for an Apple Airport Base Station actually works.

[Get Price](#)

## Base Station Connectivity Troubleshooting

Hold down the Sync button on the base station until the status light turns solid yellow. Once the status light begins flashing yellow, set up the base station as new using the ...

[Get Price](#)


## Size, weight, power, and heat affect 5G base station ...

Engineers designing 5G base stations must contend with energy use, weight, size, and heat, which impact design decisions.

[Get Price](#)**LiFePO<sub>4</sub> Battery, safety****Wide temperature: -20~55°C****Modular design, easy to expand****The heating function is optional****Intelligent BMS****Cycle Life: > 6000****Warranty: 10 years**

## Had power outages

We had power outages last week and after everything was up and running i noticed one of my two WCO base stations was blinking blue. I believe i did try an unplug/plug, ...

[Get Price](#)

## Contact Us

For catalog requests, pricing, or partnerships, please visit:  
<https://www.barkingbubbles.co.za>