

## SolarInvert Energy Solutions

# How to eliminate the battery cabinet alarm



## Overview

---

Should you pull a battery from a home alarm?

With an older unit, Mitchell's advice was to try pulling the battery to stop the beeping. I did just that with the 2010-vintage alarm box in our basement, and the result was silence.

How do I silence a beeping alarm?

For many of our most popular systems, beeping alarms and low battery trouble beeps can be silenced by pressing the [OFF] or . buttons from the keypad. If this does not work, please refer to your system user's manual for specific instructions.

What should you do if an alarm goes quiet after removing the battery?

If an alarm goes quiet after removing the battery, it's problem solved. I did just that with the 2010-vintage box in our basement, and the result was silence. With an older unit, Mitchell's advice was to experiment: "Try pulling the battery; it won't harm anything."

How do I turn off my alarm if I don't have a battery?

Turn off the breaker for this circuit (if you do that after you disconnect the battery then the alarm will be totally off) and then trace the wires and disconnect them. Do not disconnect the wires from the terminal block without also disconnecting them from the AC source.

How do I remove a battery backup unit?

To remove the battery backup unit from the Silencing the Verizon Battery Alarm Instructables, first locate and remove the screws in the recessed hole in the back of the unit. These screws, which are normally facing the wall, cannot be removed without detaching the battery backup unit. This provides access to the circuit board inside. Do not touch the circuit board until you have disconnected the green connector (pictured).

Will a FiOS battery-replacement alarm work if you pull the battery?

If your FiOS hardware was installed after March 2013, pulling the battery will stop the battery-replacement alarm. However, Verizon spokesman Harry Mitchell explained that the answer depends on the age of the Fios hardware in question.

## How to eliminate the battery cabinet alarm

---




### How to replace Cabinet Alarm Batteries

Welcome to our channel! In this video, we'll walk you through the simple steps to replace the batteries in your AED cabinet. Ensuring your AED is always ready

[Get Price](#)

### Permanently disable security system

The previous owner had an alarm system, which we assumed was inactive, but whenever we lose/regain power, the panels beep intermittently. We've somehow armed the ...



[Get Price](#)



### How to remove ADT to avoid the loud beeping noise? : ...

Unplug that and you'll have removed all power to the system. For what it's worth, you can reprogram these systems to be used as standalone local alarms fairly easily. You can even ...

[Get Price](#)

### How to remove ADT to avoid the loud beeping noise? : ...

Unplug that and you'll have removed all power to the system. For what it's worth, you can reprogram these systems to be used as standalone local alarms fairly easily. You can ...

[Get Price](#)



✓ LIQUID/AIR COOLING

✓ ON GRID/HYBRID

✓ PROTECTION IP54/IP55

✓ BATTERY /6000 CYCLES

## How To Stop An Alarm On A Home Security System When The

The steps to powering down an alarm without a keypad available include locating the main source of power and removing and the backup battery. Next, the system must be reset and the ...

[Get Price](#)

## Permanently disable security system

The previous owner had an alarm system, which we assumed was inactive, but whenever we lose/regain power, the panels beep intermittently. ...

[Get Price](#)



## Silencing the Verizon Battery Alarm : 7 Steps

Silencing the Verizon Battery Alarm: In addition to cable television and internet service, Verizon provides land-line telephone service. This service uses a ...


[Get Price](#)

## Battery Cabinet

Determine if battery is inadvertently grounded. If inadvertently grounded, remove source from ground. Contact with any part of a grounded battery can result in electrical shock. The ...

[Get Price](#)


## Outdoor AED Cabinet Instructions

The alarm system requires three AA, 1.5V batteries, included. To replace the batteries, remove the keypad alarm from the side of the cabinet, and open the battery hatch with a philips ...

[Get Price](#)

## How To Disconnect The Low Battery Alarm On A ...

The beeping sound that the low battery alarm makes can become very annoying, but it can be disconnected by removing the drained battery ...

[Get Price](#)


### How to stop house alarm beeping low battery?

Go to your main control box and disconnect the battery supply, which will stop all beeping and shut your alarm system down. Once power is restored, you can reconnect your ...

[Get Price](#)

### Silencing the Verizon Battery Alarm : 7 Steps

This Instructable will teach you how to silence the alarm. You will be able to permanently remove the alarm feature from the battery backup unit. This is for people who do not want to replace ...

[Get Price](#)


### Mastering the Art of Fire Alarm Battery Replacement: A Step-by ...

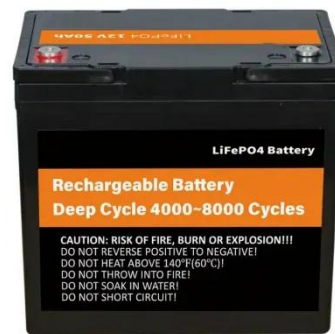
Learn how to replace a fire alarm battery with our step-by-step guide, ensuring your safety and peace of mind in emergency situations.



[Get Price](#)


## Preventing False Alarms From the Smoke Detector

False alarms often occur when the device detects other particles in the air. Common false alarms are typically due to excess steam from a bathroom or kitchen, dust build up inside the sensor, ...


[Get Price](#)


## Permanently Stop Beep

If your Verizon Fios ONT Battery Backup Unit (BBU) is beeping because of a low or dead battery, this video will show you how to permanently stop the beep without buying a new battery.

[Get Price](#)

## Smoke Alarm

#smoke #fire #alarm Brooks smoke alarm how to open cover. Safelincs smoke alarm how to open cover. If your smoke/fire alarm is beeping every 30



seconds or so, i

[Get Price](#)



### **Silencing the Verizon Battery Alarm : 7 Steps**

This Instructable will teach you how to silence the alarm. You will be able to permanently remove the alarm feature from the battery backup unit. This is for ...

[Get Price](#)

### **How to stop house alarm beeping low battery?**

If there's a low battery warning, you might need to replace the alarm system's battery. If the alarm persists after replacing the battery, consider power cycling the entire alarm ...

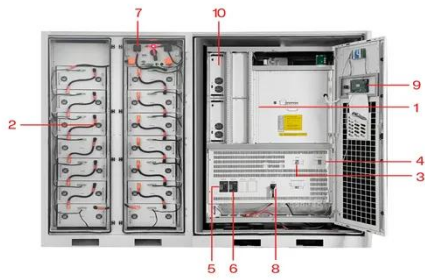
[Get Price](#)



### **Battery & Power Supply Testing!**

Inspection Do's and Don't's - Part Two - Debunking the myths and common misconceptions about battery/power supply testing!

[Get Price](#)

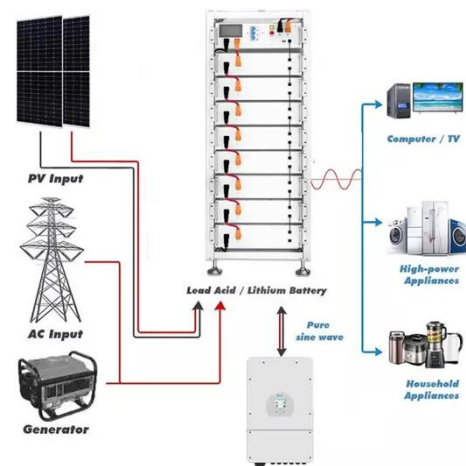


- |                             |                             |
|-----------------------------|-----------------------------|
| 1 PCS Module                | 6 OPV2 side circuit breaker |
| 2 Battery room              | 7 High Volt Box             |
| 3 Grid side circuit breaker | 8 BAT side circuit breaker  |
| 4 Load side circuit breaker | 9 LCD display screen        |
| 5 OPV1 side circuit breaker | 10 MPPT                     |

## What to do when the alarm says low battery?

How do I stop my alarm from beeping when my battery is low? If there's a low battery warning, you might need to replace the alarm system's battery. If the alarm persists ...

[Get Price](#)



## Alarm Manual

The battery life of the alarm is determined by the state of the alarm. When the alarm is in standby, the buzzer and strobe off, the alarm will function in standby for two full years with out needing ...

[Get Price](#)

## How to Silence Low Battery Alerts on ADT Systems

If your system will not stop chirping due to a low battery, following these easy steps to resolve the issue.

[Get Price](#)



## Eliminating Smart Security System

This bike has the factory security system on it and after reading the owners manual on it and finding out the procedure involved with starting it if ...

[Get Price](#)



## Can You Unplug A Hard Wired Smoke Detector

Removing the smoke alarm's battery will not activate it. It kills the alarm's power and leaves it unusable; therefore, only remove the battery when ...

[Get Price](#)



## How To Remove Hardwired Alarm Systems?

A hardwired alarm system sure seems complicated and tricky. In this article, we will simplify the process of removing a hardwired alarm system. ...

[Get Price](#)



## How do I stop my ONT battery backup from beeping?

In the meantime, use the following procedure to stop the beeping: Open the cover to the ONT cabinet. This cover sometimes has a tab that clips it closed and sometimes requires a ...

[Get Price](#)



## How do I stop my ONT battery backup from beeping?

In the meantime, use the following procedure to stop the beeping: Open the cover to the ONT cabinet. This cover sometimes has a tab that clips it closed

and ...

[Get Price](#)

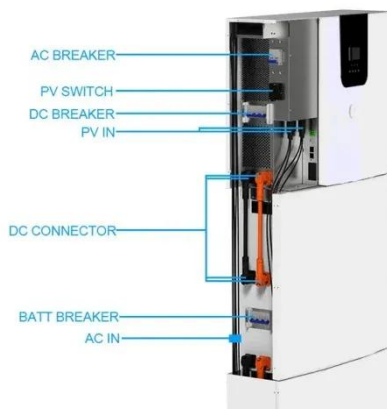


## How To Stop An Alarm On A Home Security System When The ...

The steps to powering down an alarm without a keypad available include locating the main source of power and removing and the backup battery. Next, the system must be reset and the ...



[Get Price](#)



## How To Disconnect The Low Battery Alarm On A Home Alarm ...

The beeping sound that the low battery alarm makes can become very annoying, but it can be disconnected by removing the drained battery from your home alarm system ...

[Get Price](#)

## Contact Us

For catalog requests, pricing, or partnerships, please visit:  
<https://www.barkingbubbles.co.za>